Collective Impact – Peer Learning Networks

Launching Our

Learning Together

May 13, 2015

Supporting communities to give every child a Healthy Start.

Healthy Start EPIC Center

Partner for Collective Impact

Welcome and Overview

Kimberly Bradley, MPH, MNM

Technical Advisor – Community Engagement

Healthy Start EPIC Center

ZERO TO THREE

Webinar Agenda

I. Review Objectives

II. Division Welcome and Opening Remarks

III. Review CAN/CI Related Data from CBA Worksheet

IV. Value of Peer Learning

V. Overview of ToT & PLN Structure

VI. Message from NHSA

VII. Introduction of Co-Facilitation Teams by PLN Focus Area

VIII. Registration for PLNs & Next Steps

IX. Q & A

Webinar Objectives

- Grantees will become familiar with the concept of Peer Learning Networks
- Grantees will become aware of the goals and objectives of the Collective Impact PLN Series that will be launched in June
- Grantees will be able to identify which of the six PLNs is most relevant to their needs.

Welcome from the Division

Makeva Rhoden, MPH, CHES

LCDR, U.S Public Health Service

Program Management Officer

Health Resources and Services Administration

Welcome from Division

- Welcome from Division
- History of Community Engagement and Healthy Start
- Why we are moving to Collective Impact
- Collective Impact as it relates to the HS Levels (expectations)
- Embracing Collective Impact and Leaving Our Mark (how can HS add to the CI conversation?)
- Future support from Divisions and EPIC Center

From Assessment to Assistance: Using Assessment Results to Prioritize Support

Supporting communities to give every child a Healthy Start.

Healthy Start EPIC Center

Partner for Collective Impact

Using the CAN for Collective Impact

Length of CAN Tenure

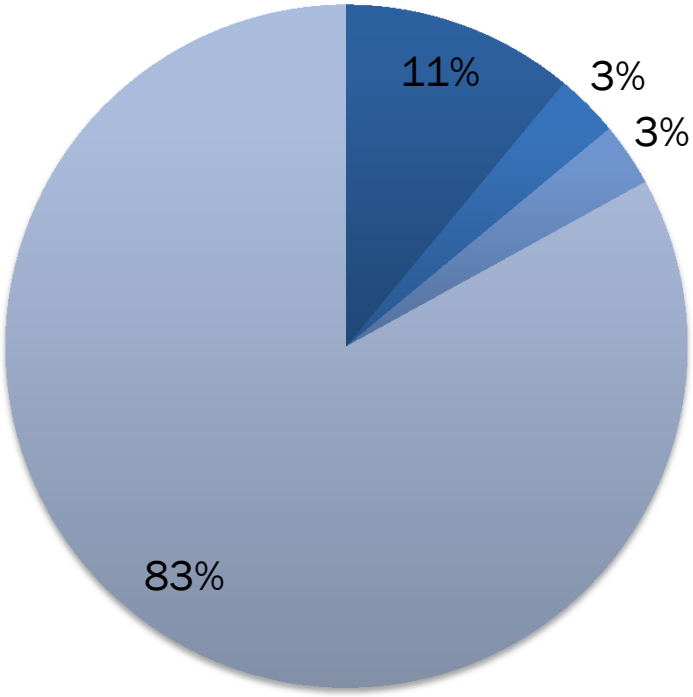

Less than 6 months
6-12 months
More than 1 year
2 years or more

CAN Relationship to Other Coalitions

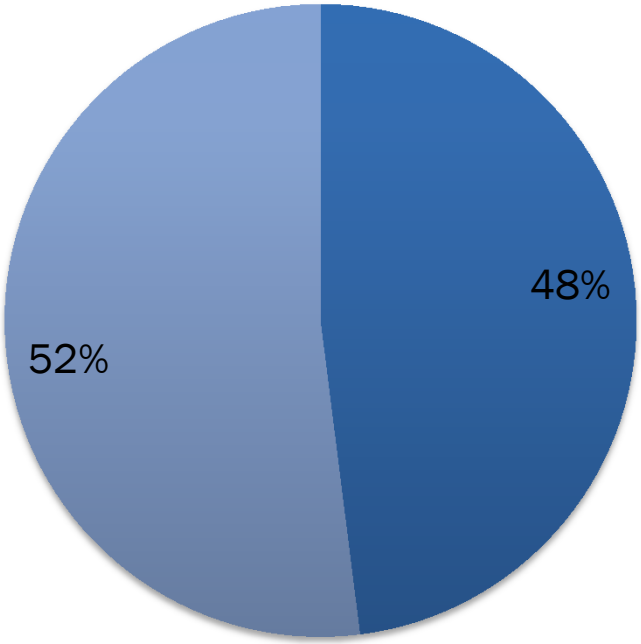

Part of broader MCH coalition
Stand-alone coalition

Areas of Support Needs/Interest

Using the CAN for Collective Impact

- Identification and recruitment of members
- Setting priorities
- Documentation of progress/success
- Engaging participants
- Strengthening of relationships

Using the CAN for Collective Impact

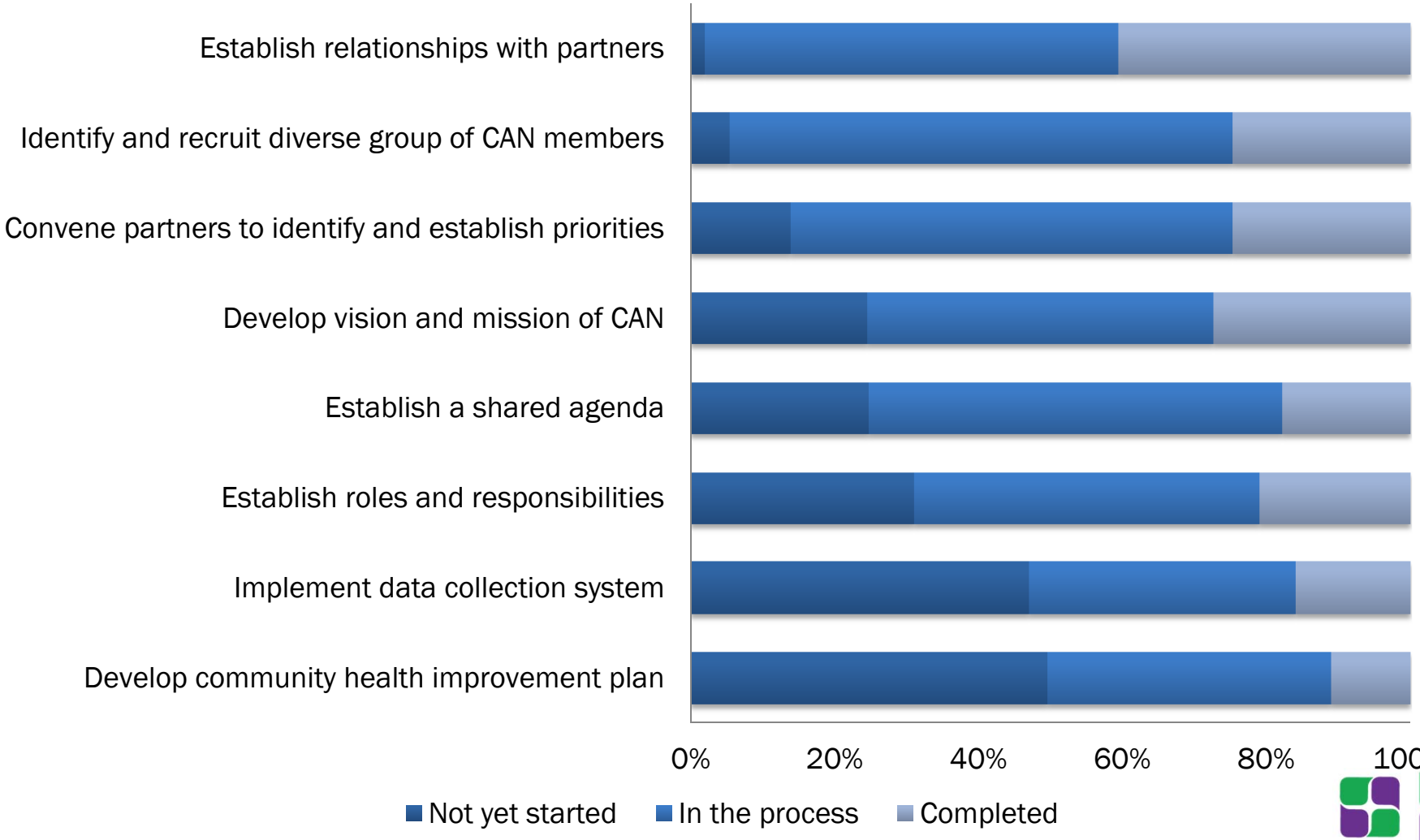

Using the CAN for Collective Impact

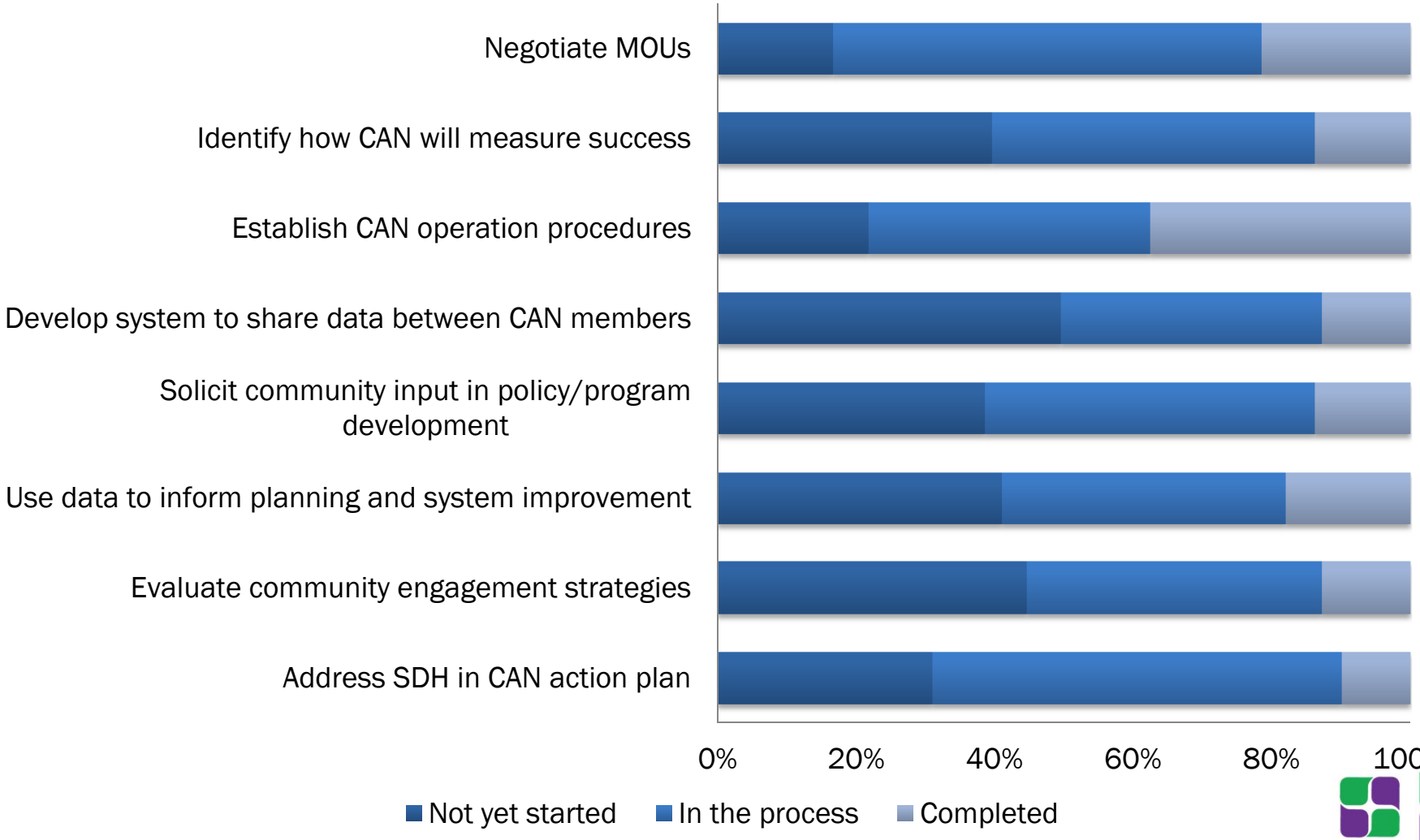

Using the CAN for Collective Impact

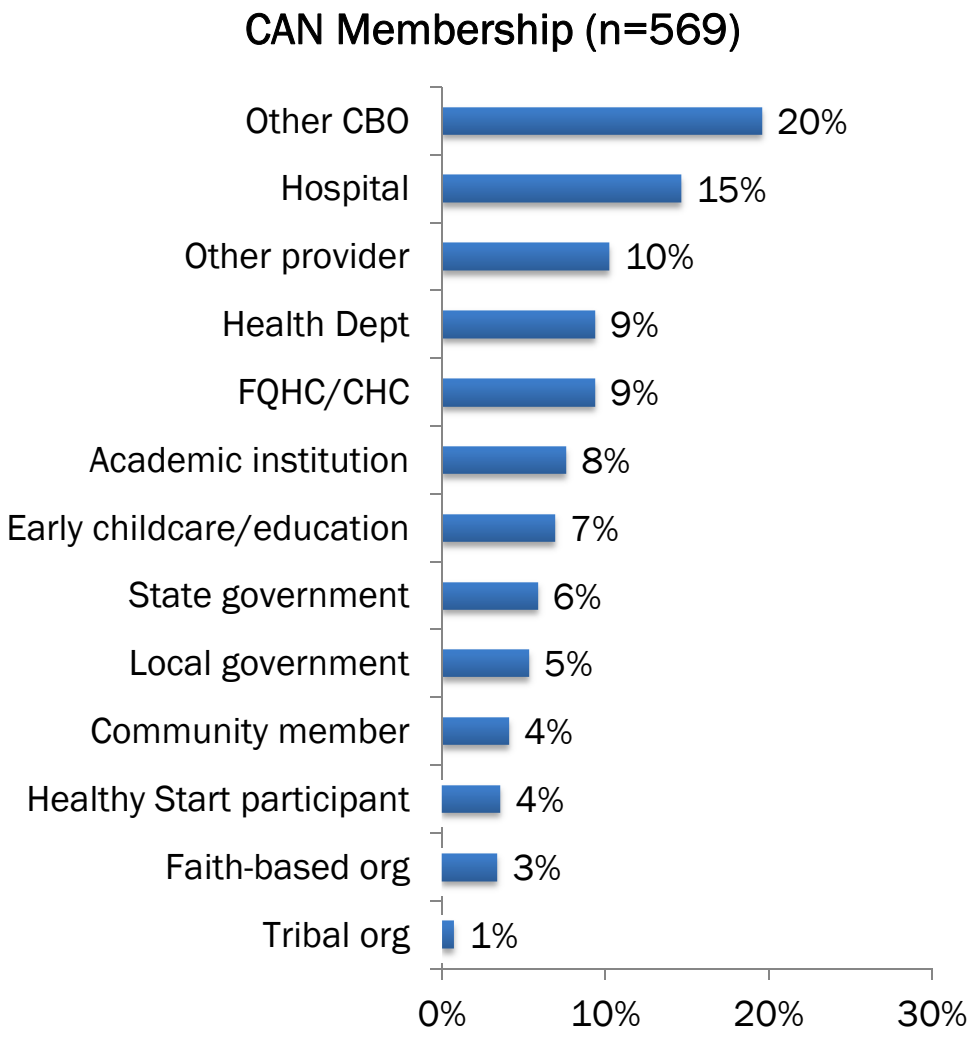

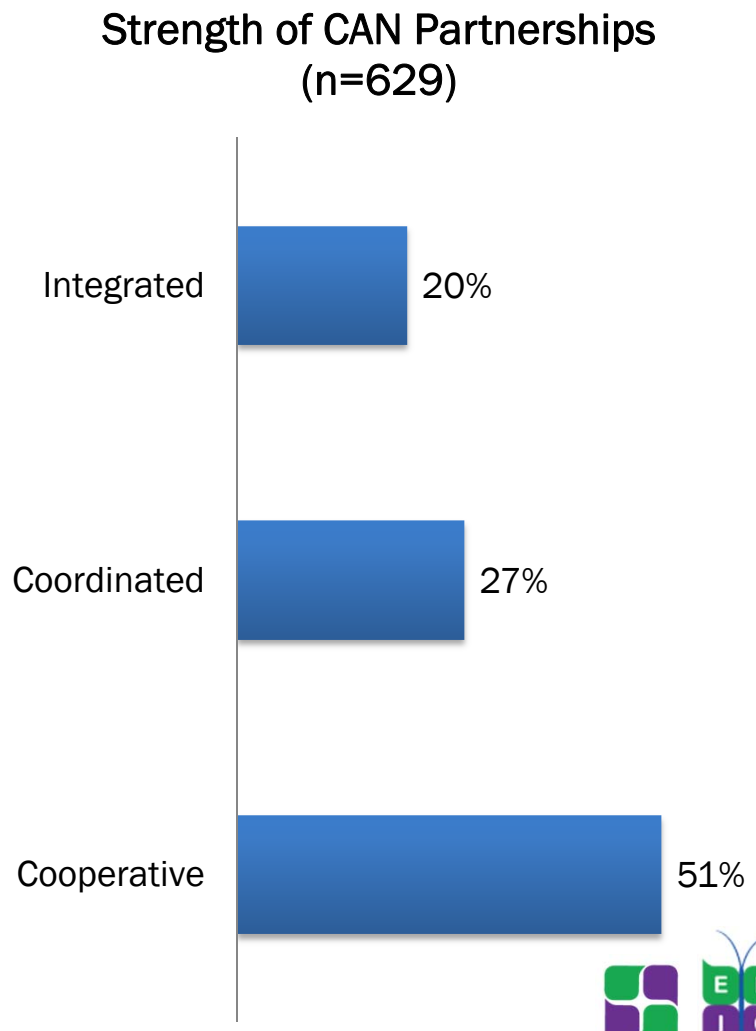

The Value of Peer Learning

Liz Weaver

Vice-President, Tamarack Institute

liz@tamarackcommunity.ca

Sylvia Cheuy

Director, Tamarack Institute

sylvia@tamarackcommunity.ca

The Intention of Peer Learning Networks

To accelerate the learning and effectiveness of Healthy Start Grantees in applying Collective Impact.

What is a Peer Learning Network?

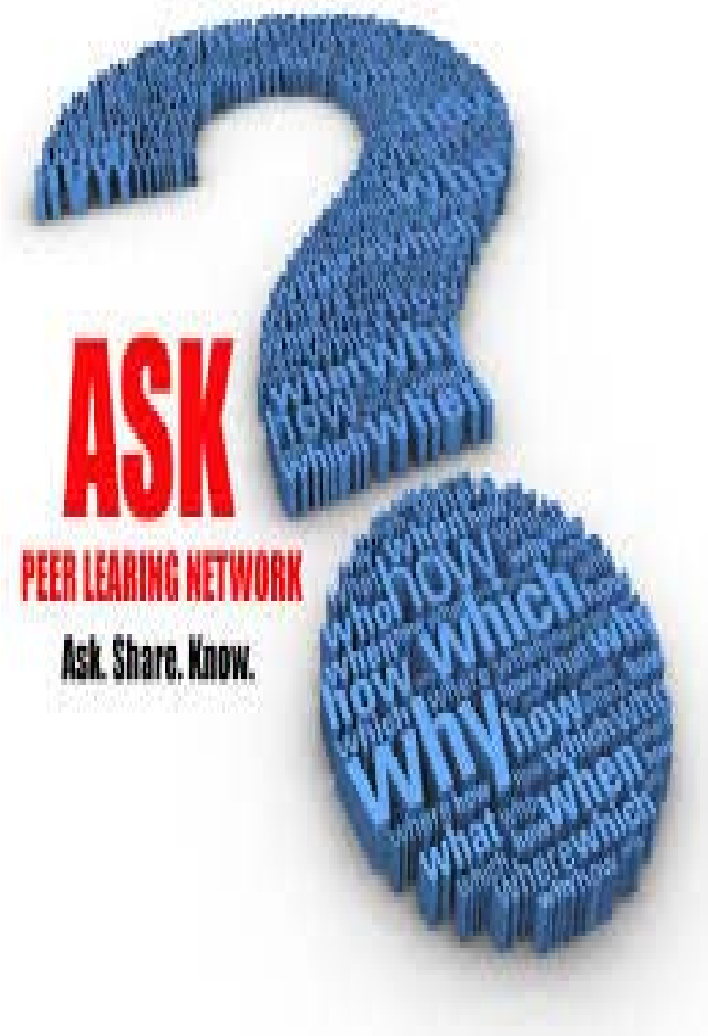

- A group who have a common interest in a topic
- Share best practices
- Create new knowledge
- Advance the work of their field

"In the context of collective impact, continuous learning is as much a behavior and disposition as it is a philosophy and practice."

- FSG: A Guide to Evaluating Collective Impact

Why Peer Learning for Collective Impact?

- CI is "not a solution but a **problem-solving process**…that requires continuous learning and adaptation of strategy"
- In complex situations, "how you engage is part of the nature of the intervention. **Capacity is not just about content, it is about learning how to learn in the context of the issue you are addressing.**"

Peer Learning Networks
A Focus On Product AND *Process*

A PROCESS Focus

- Accelerates trust and mutual support
- Creates a safe learning environment
- Encourages learning and taking risk
- Establishes a predictable rhythm

A PRODUCT Focus

- Emphasizes taking purposeful action
- Achieves specific deliverables within a particular timeframe
- Encourages reflection on past actions
- Captures and shares its insights and knowledge

Overview of ToT & PLN Structure

CI-PLN Co-Facilitator

Kenn Harris
Project Director
New Haven HS

CI-PLN Co-Facilitator

Laurita Kaigler-Crawlle
Director of Program Dev & Implementation
Boston Public Health Commission

The Vision for Peer Learning Networks

Healthy Start Collective Impact Peer Learning Network

Stage I: Planning
Design Dev and ID Team

February 2015

Stage II: Training & Grantee Input: Webinar & NHSA Workshop

Feb/March 2015

Stage III: ToT
6 Grantees & EPIC Staff

March 2015

Stage IV: Launch
CI-PLN

May (LOLT)
June (CI-PLNs) 2015

Stage V: Sharing
Actions taken & Lessons Learned

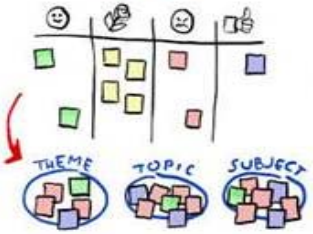

Dec 2015/Jan 2016

Stage VI: Next Steps
Identify next steps for CI Capacity Building

Jan 2016

Objectives for CI - PLNs

- Develop a deeper understanding of CI
- Learn about tools that can assist with applying the five CI conditions
- Develop a CI action plan
- Engage in peer sharing and exchange with respect to CI successes and challenges within the HS context

Healthy Start CI - PLN

Building Co-Facilitators Capacity:

- Co-facilitation Teams
- FSG Training
- Healthy Start Training of Trainers
- On-going support from Tamarack
  - Coaching Calls
  - Continuous development of HS-CI Tool Box based on needs surfaces from PLNs.
  - Debrief with each CI-PLN during last monthly call

Healthy Start CI - PLNs

Key Features

- A series of six to eight 90-minute calls between June 2015 – January 2016
- Calls are co-facilitated by teams with a HS Grantee and EPIC Consultant
- Will introduce and discuss Collective Impact content and resources, such as tools for applying each of the conditions
- Will emphasize dialogue between participants to problem-solve, share successes and insights, and capture learnings

Healthy Start CI-PLNs

Target Audience

- Open to all HS Grantees
  - Project Directors
  - Project or Backbone Staff involved with the CAN/CI initiative
  - CAN/CI Leadership (e.g. Chairs or Co-Chairs)
- Encourage 1 to 2 people from each Grantee to participate

Healthy Start CI-PLNs

Participate Considerations

- Time commitment
  - Members of the PLNs are the greatest asset to the group
  - Consistent and active participation is key to the success of PLNs
  - 90 minute monthly calls, opportunities for learning, applying, and sharing information between calls
- Selecting Ideal CI-PLN for your needs
  - Six distinct groups
  - Feel free to participate on a couple PLNs initially to help select the one most relevant to your project
- CI-PLNs as a mechanism for Healthy Start to tell our CI story
  - Highlight Community Engagement successes
  - Helping to enhance our internal knowledge and that of broader CI field

Healthy Start CI - PLNs

Key Deliverables: (by Jan 2016)

- **Each Grantee** will share a 1 Year, CI Implementation Plan using a template that is provided.

- **Each Peer Learning Network** will:
  - Document and share highlights, insights and learnings from their network
  - Share any resources and tools developed by their network
  - Identify Learning Needs and supports for the next phase of work

A Message from NHSA

Deborah Frazier

Chief Executive Officer

National Healthy Start Association

CI-PLN Descriptions & Co-Facilitation Teams

Supporting communities to give every child a Healthy Start.

Healthy Start EPIC Center

Partner for Collective Impact

New Healthy Start Projects or CAN

New HS Project/CAN	
	
Kenn Harris New Haven HS (CT)	Kimberly Bradley EPIC Consultant (FL)

This PLN is ideal for new Healthy Start projects or projects that are just establishing their CAN and are new to Collective Impact. These grantees are in the initial stages of identifying and engaging potential stakeholders and consumers. This group will be co-facilitated by Kenn Harris with New Haven HS and EPIC Consultant, Kimberly Bradley.

Schedule: 2nd Tuesday each month from 3:00 – 4:30 ET

HS Joining existing CAN/CI Effort

Joining an Existing CI Effort	
Laurita Kaigler-Crawlle BPHC (MA)	Naima Cozier JSI – EPIC Center (GA)

This PLN is ideal for HS projects that are participating in CI efforts that are convened by another entity, or for those grantees that have multiple HS projects being implemented within the same community or region. Laurita Kaigler-Crawlle from the Boston Public Health Commission and Naima Cozier with JSI are co-facilitating this PLN.

Schedule: 2nd Wednesday each month from 3:00 – 4:30 ET

Applying CI to an established CAN in Urban Area - EAST (ET & CT)

Established CAN in Urban Area (EAST)	
Ken Scarborough REACHUP (FL)	Aisha Moore JSI – EPIC Center (DC)
This PLN is ideal for HS grantees that identify themselves as implementing in an urban community within the Central and Eastern geographical areas of the country. These are projects that are responsible for convening the CAN and using CI as an approach to systems change within the community. Ken Scarborough with REACHUP and Aisha Moore with JSI are co-facilitating this PLN. Schedule: 3rd Thursday each month from 11:30 – 1:00 ET	

Applying CI to an established CAN in Urban Area WEST (MT and PT)

Established CAN in Urban Area (WEST)	
Peggy Vander Meulen Strong Beginnings HS (MI)	Megan Hiltner JSI – EPIC Center (CO)

This PLN is ideal for HS grantees that identify themselves as implementing in an urban community within the Mountain and Pacific areas of the country. These are projects that are responsible for convening the CAN and using CI as an approach to systems change within the community. Peggy Vander Meulen with Strong Beginnings HS and Megan Hiltner with JSI are co-facilitating this PLN.

Schedule: 3rd Wednesday each month from 2:00 – 3:30 ET

Applying CI to an established CAN in Rural Area

Established CAN in Rural Area	
Colleen Ayer-Griffin Community Service Council (OK)	Aidan Bohlander EPIC Consultant (DC)

This PLN is ideal for HS grantees that identify themselves as implementing in a rural area. These projects are often convening CANs that include stakeholders and consumers from multiple communities across an expansive geographical area. Colleen Ayres-Griffin with the Community Service Council and Aidan Bohlander, an EPIC Consultant are co-facilitating this PLN.

Schedule: 2nd Tuesday each month from 1:00 – 2:30 ET

Applying CI to a CAN in a Border Community

Established CAN in Border Area	
Katherine Selchau CA Border Healthy Start+ (CA)	Karuna Chibber JSI – EPIC Center (CA)

This PLN is ideal for HS grantees that identify themselves as implementing within border communities. These projects are convening CANs and using CI as an approach to systems change while working with consumers and communities to address issues that are unique to border regions. Katherine Selchau with CA Border Healthy Start Plus and Karuna Chibber with JSI are co-facilitating this PLN.

Schedule: 2nd Wednesday each month from 1:00 – 2:30 ET

Registration & Next Steps

- Register via link sent to you or EPIC Website
- Registration Deadline: Friday June 5th 5:00PM ET
- Register for the CI Forums on EPIC Website
  - http://healthystartepic.org
- Launch the calls!!

Next Steps

Join a Collective Impact Peer Learning Network

Participate in facilitated peer learning discussion calls to:

- Develop a deeper understanding of CI
- Get tools to implement CI conditions
- Develop a CI action plan
- Engage in peer sharing and exchange

LEARN MORE

Next Steps

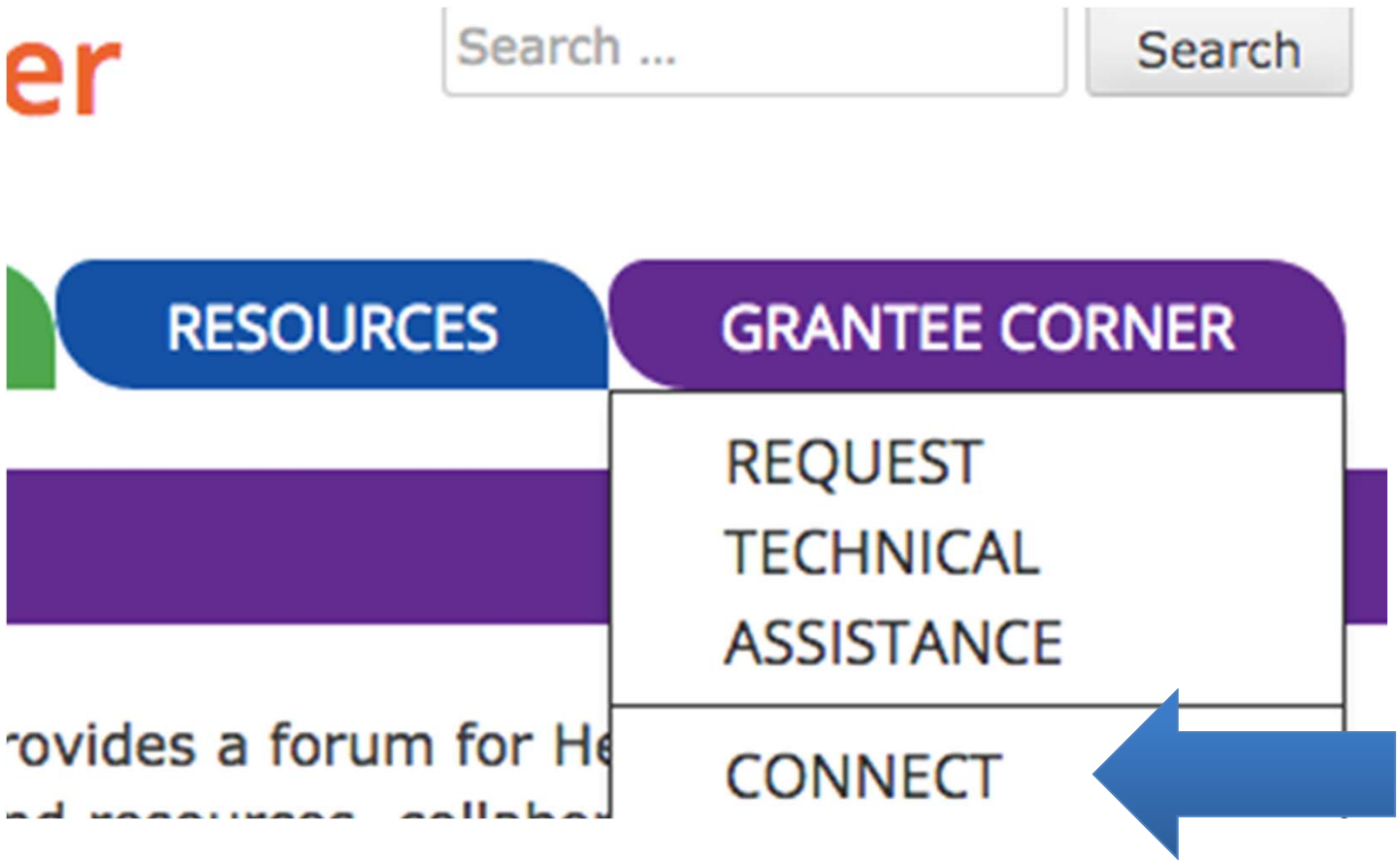
er
Search ...
Search
RESOURCES
GRANTEE CORNER
REQUEST
TECHNICAL
ASSISTANCE
CONNECT
rovides a forum for He

Registration & Next Steps

- Email in your inbox
- Registration Deadline: Friday June 5th 5:00PM ET
- Register for the CI Forums on EPIC Website
  - http://healthystartepic.org
- Launch the calls!!

June's CI-PLN Calendar

EPIC Healthy Start CI PLN Schedule
June 2015

MONDAY	TUESDAY	WEDNESDAY	THURSDAY	FRIDAY
1	2	3	4	5
8	9 Rural 1:00 – 2:30 ET New 3:00 – 4:30 ET	10 Border 1:00 – 2:30 ET Existing 3:00 – 4:30 ET	11	12
15	16	17 Urban West 2:00 – 3:30 ET	18 Urban East 11:30 – 1:00 ET	19
22	23	24	25	26
29	30	30		

ALL TIMES EASTERN ZONE

Questions?

Future Training Opportunities

Upcoming Webinars:

Fatherhood Programs and Initiatives: Assessing Readiness and Sustainability: May 14 from 3:00–4:30 PM ET

Domestic Violence Screening and Follow-Up: May 19 from 3:00–4:00 PM ET

EPIC Center website: http://www.healthystartepic.org

Includes all recorded webinars, transcripts, and slide presentations